



# Distribution and light construction

**RENAULT TRUCKS D / D WIDE / C 2.3**



**RENAULT  
TRUCKS**

[renault-trucks.com](http://renault-trucks.com)

# Take the road with Renault Trucks

Driving with Renault Trucks means choosing a partner committed to supporting you, whenever you need it.

It means being able to select the most effective and technical solution.

It means being able to choose trucks that are functional, efficient and comfortable.

It also means choosing easy to use, tried and tested technologies that are right for your business.

It involves building a strong, warm and lasting partnership.

**It means making the right choice.**





**REDUCED CONSUMPTION INCREASED PRODUCTIVITY**

NEW TECHNOLOGY FOR FUEL SAVING

SAVE MORE FUEL

CHOOSE THE RIGHT BODY STRUCTURE FOR YOUR APPLICATION

**P 04**

P 06

P 08

P 10

**TRUCKS DESIGNED FOR ALL ENVIRONMENTS**

A ROBUST TRUCK

GETS AROUND IN TOWN

ALWAYS AT YOUR SIDE

SAVE MORE FUEL

**P 12**

P 14

P 16

P 18

P 20

**INCREASED COMFORT FOR GREATER EFFICIENCY**

EVERYTHING WITHIN REACH

ONBOARD COMFORT

THE PERFECT TOOL FOR YOUR BUSINESS

**P 22**

P 24

P 26

P 28

**SAFETY AS A PRIORITY**

OPTIMUM VISIBILITY WHATEVER THE WEATHER

TECHNOLOGY THAT DELIVERS SAFETY

**P 30**

P 32

P 34

**TECHNICAL SPECIFICATIONS**

RANGE POSTER

DRIVELINE

CHASSIS

CAB

BRAKES

CUSTOMISATION

PACKS

**P 36**

P 38

P 39

P 41

P 42

P 44

P 45

P 47

# Reduced consumption increased productivity

When you choose Renault Trucks, you are purchasing much more than just a truck. With some exceptional body structural options available, you can be sure of working with a vehicle that is perfectly suited to your needs. And with better controlled improved fuel consumption, you can also rely on maximum profitability and even greater productivity.







# New technology for fuel savings

Electric, natural gas, biodiesel or conventional diesel engines, Renault Trucks can help you choose the most suitable solution for your business.

## Renault Trucks E-TECH D & D WIDE : zero emissions when operating



- Fully charges overnight on AC power or under two hours on fast charge.
- Quiet and comfortable to drive.
- Adapted driving range: between 200 kWh and 565 kWh, depending on configuration.

## Renault Trucks D WIDE CNG up to 70% less CO<sub>2</sub>\* emissions

### NATURAL GAS ENGINE

320 hp (NGT 9) for driving in areas where access is controlled and restricted to clean vehicles. Compatible with bio-methane.



\*With NGT 9 engine and biomethane fuel.





### OPTIDRIVER AND OPTISHIFT GEARBOXES

resulting in fuel savings compared to a manual gearbox.

## Automated manual transmission as standard on D WIDE AND C 2.3\*

→ DTI 5 and DTI 8 bio-diesel engines compatible with fuel types B30 and B100.



### 11-LITRE ENGINE (DE11) WITH A POWER RATING OF UP TO 460 HP

adapted for distribution and light construction applications.

## Automatic gearbox as standard on D\*\*



### 4-CYLINDER ENGINE (DTI 5)

available in 210 hp and 240 hp.

## Reduction of up to -10% in fuel consumption and CO<sub>2</sub> emissions with the DE11 engine and pack fuel ECO+

### DE11 ENGINE

- 1 Improved combustion
- 2 Reduced friction losses

### 6 CYLINDER (DTI 8) ENGINE

available in 250 hp, 280 hp and 320 hp.



\* Automatic gearbox on CNG. \*\* option on D 4x4.

# Save more fuel

By combining intelligent technologies, aerodynamic design and training in rational driving, the D Optifuel series are designed to significantly reduce your fuel consumption and thereby contribute to your profitability.



## Automatic engine stop

to stop the engine running unnecessarily.



## FUEL ECO eco mode (without kick down)

to avoid excessive fuel consumption.



## Cruise control

combined with the Optiroll function to reduce fuel consumption further by benefiting from vehicle inertia.



## FUEL ECO gearshift

changes gearshift strategy to reduce fuel consumption.

Geolocate  
your vehicle  
at any time  
**OPTIFLEET**






## Roof deflector

adjustable with 12 different positions  
suitable for all body heights and all cabs.

## Side deflectors

to reduce fuel consumption even further.



# Choose the right body structure for your application

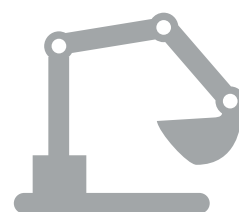
Many items of mechanical and electrical pre-equipment simplify bodymounting operations, allowing equipment for all distribution activities to be installed more easily. A web portal dedicated to bodybuilders reduces your vehicle delivery lead time.

## A vehicle for every activity with a range of 100 models

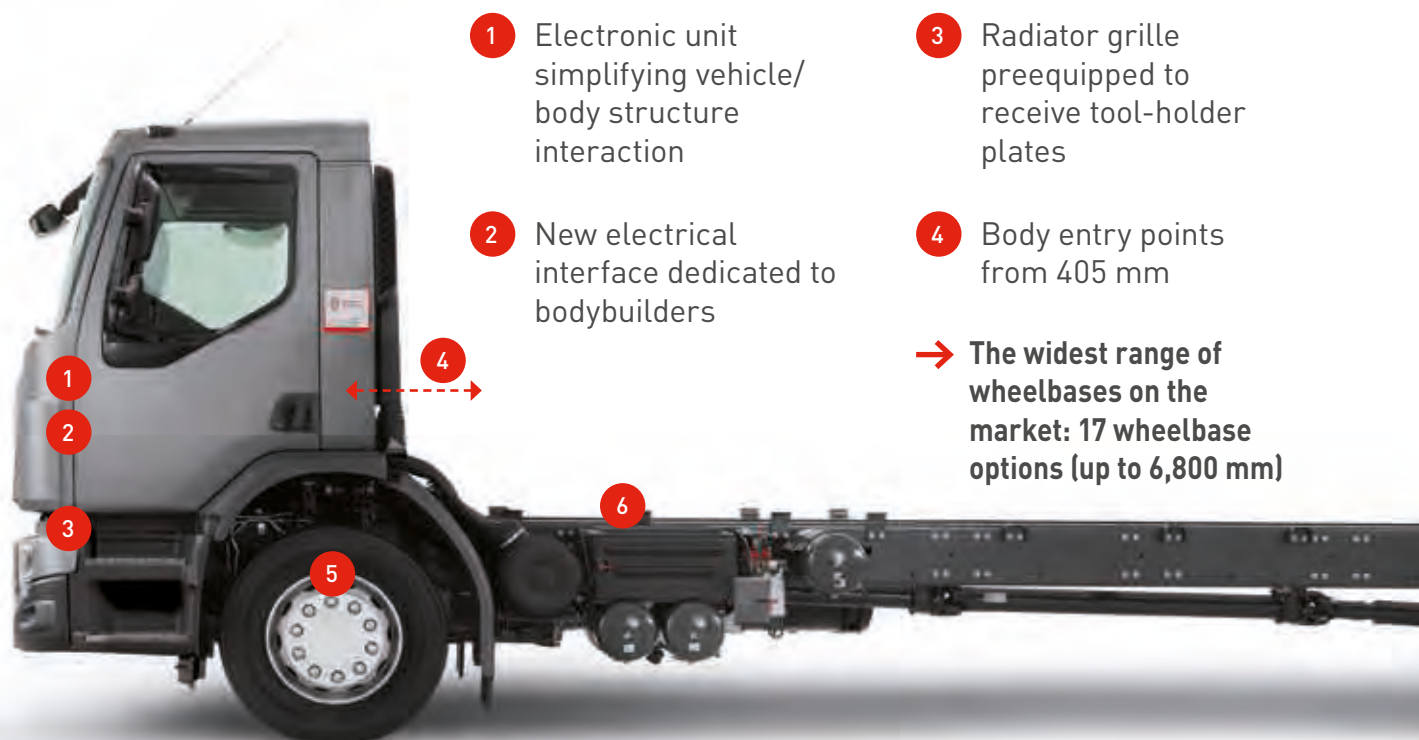


### POWER TAKE-OFF

on gearbox and engine rear power take-offs adapted to suit all applications.



Switches on the dashboard for operating bodybuilder equipment



1 Electronic unit simplifying vehicle/body structure interaction

2 New electrical interface dedicated to bodybuilders

3 Radiator grille preequipped to receive tool-holder plates

4 Body entry points from 405 mm

→ The widest range of wheelbases on the market: 17 wheelbase options (up to 6,800 mm)




# Flat cab roof for transporting cars



## VERTICAL EXHAUST

for body structures on refuse collection vehicles, sewer and drain cleaners and road sweepers.



## A CHASSIS PRE-EQUIPPED FOR EACH APPLICATION

complete with nuts and bolts and pre-drilled side members plus specific equipment (tankers, sweepers, domestic waste collection tippers and firefighting).



## PLATES AND MOUNTING BRACKETS ON SIDE MEMBERS

for easier body mounting.

→ Rear overhang with mounting holes every 55 mm

## OVERALL HEIGHT FROM 2,690 MM

to use the maximum amount of free space above the cab.

5 Front axle rating up to 9 tonnes

6 Plates and mounting brackets provided on the chassis

7 Rear axle rating up to 9 tonnes



# Trucks designed for all environments

With Renault Trucks, you can exceed your customers' expectations. Robust, reliable and agile, your vehicles are ready to work and are operational on all terrains.







# A robust truck

The chassis on the D range of vehicles has been tested under extreme load conditions. To guarantee reliability and maximum durability, the cab has been reinforced using equipment and materials acknowledged for their strength.

- 1 Cab subjected to impact tests and equipped with reinforced seats
- 2 Robust chassis suspensions suited to every application
- 3 Side members drilled according to vehicle configuration, guaranteeing the minimum number of holes and better structural resistance
- 4 Maintenance-free rear suspensions







**PLASTIC BUMPER (D WIDE)  
WITH STEEL CORNER PIECES**  
available as standard.



**PLASTIC BUMPER (D)  
WITH STEEL CORNER PIECES**  
available as standard.



**PLASTIC BUMPER (C 2.3)  
WITH STEEL CORNER PIECES**  
for greater resilience.



**ALL STEEL BUMPER (D)**  
for intensive use.



**CHASSIS SIDE MEMBERS**  
in high tensile steel.

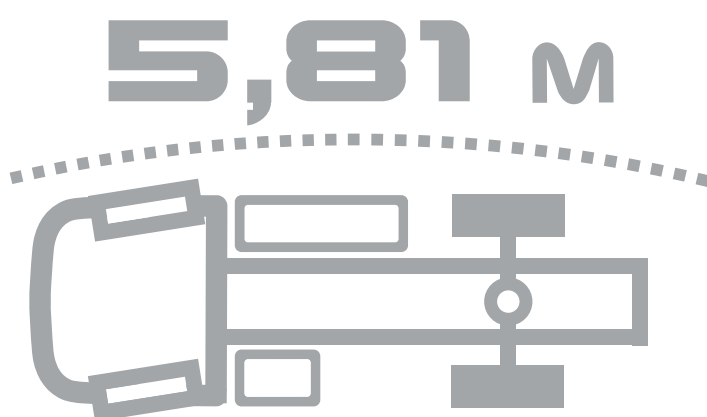


**AIR SUSPENDED REAR CHASSIS**  
offering increased stability and better  
protection of goods.



# Gets around in town

With its reduced turning circle, small front overhang and compact cab, the specifications of the D range mean you can get around in town where every centimetre counts, and easily access the most congested urban areas.



**Reduced turning circle for easier manoeuvring**



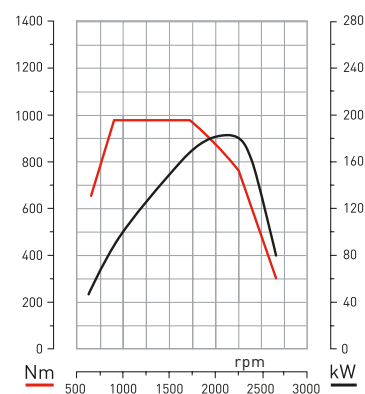
→ Minimum front overhang: 1,325 mm

→ Wheelbase from 3,250 mm



→ **REDUCED CAB WIDTH**  
for improved handling.

**Maximum torque  
from 900 rpm for a  
better response**



**DTI 8 - 250 HP**

# Always at your side

Renault Trucks supports you throughout your vehicle's service life to guarantee maximum uptime of your vehicle to ensure that your business keeps moving.





# Quality parts and reliable service for peace of mind at work



## Years extended warranty covering parts and labour.

2-year parts, breakdown and towing warranty for all operations carried out at an approved Renault Trucks repairer.

### Original parts package

Quality original parts: reliable, strong and approved to maintain vehicle performance.

### Exchange package

Reconditioned parts available to maintain your vehicle performance by giving them a second life.



**24/7**  
RENAULT TRUCKS

## 24/7 breakdown service

With a network of experts capable of responding to your needs in 16 languages, a coordinator will be your exclusive point of contact for any work that has to be done. Breakdowns are dealt with by specially trained roadside technicians who use special vehicles and work with dedicated diagnostic tools.

# Save more fuel

**We can provide close monitoring of your fuel consumption and an eco-driving support.**



- **OPTIFLEET CHECK\***, provides a clear view of vehicle energy consumption.
- **ECOSCORE\*\*** included in the offer, get drivers' performance reports and support them on eco-driving.



- Reduce your fuel consumption and CO<sub>2</sub> levels and emissions
- Save money



\* Contact your dealer for more details.

\*\* for combustion vehicles only.



→ **WITH OPTIFLEET MAP\***,  
optimise your deliveries  
and monitor your drivers' speed, fuel levels, identity and driving time in real time. With specific truck routes, you will save on unnecessary mileage.




- Optimise your deliveries
- Improve your service quality
- Increase your efficiency and customer satisfaction



# Increased comfort for greater efficiency

Driving comfort, working comfort and the driver's environment directly influence the tasks to be completed. Renault Trucks vehicle ranges are designed to provide the driver with all the equipment and technology needed to work in the best conditions.









# Everything within reach



1 Retarder control

2 Large 4.3" Digital display

3 Cruise control/speed limiter

4 Adaptive Cruise Control (ACC)

5 DAB MP3 bluetooth® radio with USB port and jack socket

6 Automated gearbox control

7 Leather steering wheel

8 Smartphone stand

9 Tablet stand



**Convenient controls within easy reach provide driving comfort. Driving assistance systems and an automated gearbox help the driver to remain focused on his task.**



# Onboard comfort

New seats have been developed to improve comfort. Thanks to the numerous storage compartments and equipment, everything you need to do your job is within easy reach.

10 types  
of cab  
for all  
applications



**TABLET STAND**  
including 2 USB-C ports.



**CREW CAB VERSION**  
for carrying up to 7 people.



**STORAGE SPACE**

on the overhead console.

**HEATED PNEUMATIC SEATS**

with adjustable side and lumbar supports.

**CENTRAL STORAGE COMPARTMENT**

capacity 15 l, writing surface, bottle holder, cupholder and supplementary 24 V power supply.

**STORAGE UNDER THE BENCH SEAT**

thanks to the lifting seat cushion.



# The perfect tool for your business

Cab and windscreen accessibility has been designed to make the driver's day-to-day work easier and facilitate vehicle servicing.

- 1 Handles for easy access to the windscreen
- 2 Two steps built into the plastic bumper for windscreen access (additional step available on certain models)
- 3 Illuminated step
- 4 Low chassis height: from 804 mm

**Easy cab access with 2 steps across the entire range**



**WINDSCREEN ACCESS STEPS**

non-slip to make vehicle maintenance easier.

**STAIRCASE TYPE STEPWELL**

with an 80 mm recess between the two steps for easier cab access.

**CHASSIS-MOUNTED**

tool box.

**90° OPENING**

for easier cab access.

## Quick access for checking levels





# Safety as a priority

A truck should guarantee not only the safety of its driver, but also that of other road users. Renault Trucks D, D Wide and C 2.3 are equipped with every technological feature to avoid dangerous situations.









# Optimum visibility whatever the weather

Glazed door sills, panoramic windscreen, two-part rear view mirrors and a cab rear window provide considerable improvements in terms of visibility. Our lighting options guarantee maximum safety under all conditions and in all environments.

## Vision door for improved side visibility

### → VISION DOOR

available on the passenger side to improve visibility in urban areas. Optional glass side panels.



**CAMERA**

for the lane departure warning system and automatic emergency braking system.

**NEW LIGHTS**

equipped with 4 LED daytime running lights.

**LED**

Tail lights.

**CAB REAR WINDOW**

to assist with handling equipment (tipper, platform).

**DE-ICING AND ELECTRICALLY ADJUSTED REAR-VIEW MIRRORS**

suitable for different cab widths with reinforced brackets (reduced vibration).

**RADAR DETECTION**

for the automatic emergency braking system.



# Technology that delivers safety

Various powerful braking systems and retarders provide effective protection for both crew and load. We also offer additional equipment and accessories to further enhance driver safety.



## RETARDER CONTROL

within easy reach behind the steering wheel.

- Brake pad wear monitoring
- EBS (electrically-controlled braking) and ASR (traction control)



## DISC BRAKES

provide emergency braking deceleration of 7 m/s<sup>2</sup> (the norm is 4.5 m/s<sup>2</sup>).

- Exhaust brake as standard


- Engine brake up to 300 kW without any increase in weight



## RETARDER

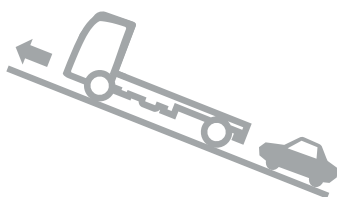
electric on drive train or hydraulic on gearbox\*.

\* Depending on model



### ADAPTIVE CRUISE CONTROL (ACC)

keeps a safe distance from the vehicle in front by automatically adjusting the throttle and brake (retarders and service brakes).



### HILL START AID

Assistance with hill starts. The brakes are held on for a few seconds after releasing the brake pedal for easier hill starts.



### ELECTRONIC STABILITY CONTROL

as standard to help the driver to retain control of directional stability and prevent vehicle rollover in critical situations.



### AUTOMATIC EMERGENCY BRAKING SYSTEM

possible collision warning followed by braking to bring the vehicle to a complete standstill without the driver's intervention.



### LANE DEPARTURE WARNING SYSTEM

warns the driver with an audible alarm if an unintended deviation of the vehicle's direction is detected.

# Technical specifications

## Renault Trucks D

- |   |   |   |
|---|---|---|
| 1 Three part bumper reduces maintenance costs | 4 Camera for the lane departure warning system and automatic emergency braking system | 6 Easy cab access via two steps                             |
| 2 Checking levels                             |   | 7 Vision door available on both doors to improve visibility |
| 3 Offers wheelbases up to 6500 mm             | 5 3 chassis heights provided with wheel sizes 17.5" to 22.5"                          | 8 Radar for AEBS and ACC                                    |

## Renault Trucks D Wide

- |  |   |   |
|--|---|---|
| 1 Three part bumper reduces maintenance costs            | 5 Camera for the lane departure warning system and automatic emergency braking system | 7 Easy cab access via two steps                             |
| 2 Checking levels  |   | 8 Vision door available on both doors to improve visibility |
| 3 Lights equipped with integrated daytime running lights | 6 Low-level chassis available for high-volume versions                                | 9 Radar for AEBS and ACC                                    |
| 4 Offers wheelbases up to 6800 mm                        |   |   |

## Renault Trucks C 2.3

- |  |   |   |
|--|---|---|
| 1 Three part bumper reduces maintenance costs            | 5 Camera for the lane departure warning system and automatic emergency braking system | 7 Easy cab access via two steps                             |
| 2 Checking levels  |   | 8 Vision door available on both doors to improve visibility |
| 3 Lights equipped with integrated daytime running lights | 6 Low-level chassis available for high-volume versions                                | 9 Radar for AEBS and ACC                                    |
| 4 Offers wheelbases up to 6800 mm                        |   |   |





# Range poster

Cab	Type	Profile	GVW	GCW	Chassis	Engine	Power ratings	Gearbox	Drive axle									
Renault Trucks D 2.1m Cab	Rigid	4x2	7,5 t	11 t-17,5 t	LOW wheels 17,5"	DTI 5	210 hp 240 hp	6 speed Manual 8 speed Automatic	P08120									
			10 t	13,5-19 t														
			12 t	15,5-19 t														
		4x2	12 t	15,5-36 t	MEDIUM wheels 19,5"	DTI 5	210 hp 240 hp	6 speed Manual 9 speed Manual 6 speed Automatic 8 speed Automatic	P11140 P11150 P1191									
			13 t	16,5-36 t														
			14 t	17,5-36 t		DTI 8	250 hp 280 hp 320 hp*											
			15 t	18,5 t														
			16 t	19,5-36 t														
			13 t	16,5-36 t						DTI 5	210 hp 240 hp							
		14 t	17,5-36 t															
		4x2	16 t	19,5-36 t		DTI 8	250 hp 280 hp 320 hp*	6 speed Manual 9 speed Manual 6 speed Automatic 8 speed Automatic	P11140 P11150 P1191									
			18 t	21,5-36 t														
			19 t	21,5-36 t						DTI 8	250 hp 280 hp 320 hp*	6 speed Manual 9 speed Manual 6 speed Automatic 8 speed Automatic	P11150					
			12 t	16,5-25 t										HIGH wheels 22,5"	DTI 8	250 hp 280 hp 320 hp*	6 speed Manual 8 speed Automatic	PA611 FRONT P1191 REAR
			14 t	17,5-25 t														
16 t	19,5-25 t																	
Renault Trucks D Wide 2.3m Cab	Rigid	4x2	16 t	30 t 32 t 36 t	HIGH wheels 22,5"	DTI 8	250 hp 280 hp 320 hp	12 speed Automated 6 speed Manual 9 speed Manual 6 speed Automatic	P13170 P13170-E P1361									
			18-19 t	30/32 t 36/40 t 44 t 50 t (With DE11)														
			6x2 - 6x2*4	26 t						44 t 50 t								
		Tractor	16 t	32 t 36 t						DTI 8	280 hp 320 hp	12 speed Automated 9 speed Manual	P13170 P13170-E					
	4x2		18-19 t	44 t 50 t (With DE11)	DTI 8	280 hp 320 hp	12 speed Automated 9 speed Manual											
								DE11	380 hp 430 hp 460 hp					12 speed Automated	P13170 P13170-E P1361			

*\*Renault Trucks D DTI 8 320 hp only available with 8 speed Automatic gearbox*

## D WIDE CNG

Renault Trucks D Wide CNG 2.3m Cab	Rigid	4x2	18-19 t	22,5t	HIGH wheels 22,5"	NGT 9	320 hp	6 speed Automatic	
		6x2	26 t	26 t					

## C 2.3

Renault Trucks C 2.3m Cab	Rigid	4x2	18-19 t	32 t 40 t 44 t 50 t	HIGH wheels 22,5"	DTI 8	250 hp 280 hp 320 hp	12 speed Automated 6 speed Manual 9 speed Manual 6 speed Automatic	P13170 P13170-E P1361
		6x2 - 6x2'4 (TAG)	26 t	32 t 40 t 44 t 50 t		DE11	380 hp 430 hp 460 hp	12 speed Automated	
		6x4	26 t	40 t 44 t		DTI 8	280 hp 320 hp	12 speed Automated 6 speed Manual 9 speed Manual	
	Tractor	4x2	18-19 t	40 t 44 t 50 t		DE11	380 hp 430 hp 460 hp	12 speed Automated	P13170 P13170-E P1361

# Driveline

## DIESEL ENGINES

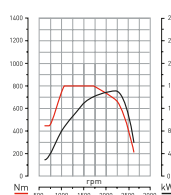
### DTI 5 EURO 6 ENGINE

Compatible with bio-diesel (240 hp) and XTL

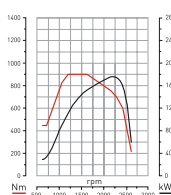
154 kW (210 hp) – 800 Nm

176 kW (240 hp) – 900 Nm

Displacement	5.1 l
Cylinders	4 in line
Distribution	Rear
Bore	110 mm
Stroke	135 mm
Weight (including oil)	564 kg



DTI 5 - 210 HP



DTI 5 - 240 HP

### DTI 8 EURO 6 ENGINE

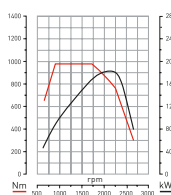
Compatible with bio-diesel (320 hp) and XTL

184 kW (250 hp) – 950 Nm

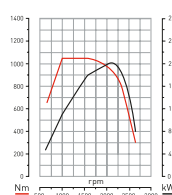
206 kW (280 hp) – 1050 Nm

235 kW (320 hp) – 1200 Nm

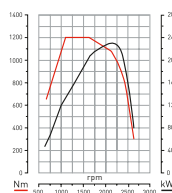
Displacement	7.7 l
Cylinders	6 in line
Distribution	Rear
Bore	110 mm
Stroke	135 mm
Weight (including oil)	732 kg



DTI 8 - 250 HP



DTI 8 - 280 HP



DTI 8 - 320 HP

### DE11 EURO 6 ENGINE

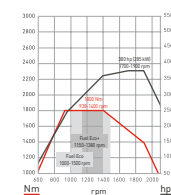
XTL compatible

285 kW (380 hp) – 1800 Nm


323 kW (430 hp) – 2050 Nm

344 kW (460 hp) – 2200 Nm

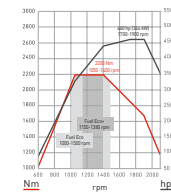
Displacement	10.8 l
Cylinders	6 in line
Distribution	Rear
Bore	123 mm
Stroke	152 mm
Weight (including oil)	965 kg



DE11 - 380 HP



DE11 - 430 HP



DE11 - 460 HP

To respect the Euro 6 standard concerning polluting emissions, Renault Trucks D vehicles are fitted with an SCR system :

- ➔ EGR : Cooled Exhaust Gas Recirculation
- ➔ Exhaust gas heating system with a dedicated injector (except DE11)

- ➔ DOC: Diesel Oxidation Catalyst
- ➔ DPF: Diesel Particulate Filter

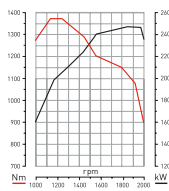
- ➔ SCR: Selective Catalytic Reduction (with injection of AdBlue®)

## COMPRESSED NATURAL GAS (CNG)

### NGT 9 CNG ENGINE

239 kW (320 hp) – 1356 Nm

Displacement	8.9 l
Cylinders	6 in line
Distribution	Rear
Bore	114 mm
Stroke	144.5 mm
Weight (including oil)	777 kg



NGT 9 - 320 HP

To comply with the Euro 6 polluting emissions standard, the D Wide CNG vehicle has the following main components:

- ➔ EGR: Cooled Exhaust Gas Recirculation
- ➔ three-way catalytic converter without an AdBlue® injection system or regeneration



## GEARBOXES

### 3 manual gearboxes

		ZF 6S800	ZF 6S1000	ZF 9S 1110 T0
Number of gears	Forward	6	6	9
	Reverse	1	1	1
Maximum torque		850 Nm	1050 Nm	1200 Nm















### Two 12 speed automated manual gearboxes

Optidriver		AT 2412	ATO 2612
Number of gears	Forward	12	12
	Reverse	3	3
Maximum torque		2400 Nm	2550 Nm

### 2 automatic gearboxes

Allison		3200
Number of gears	Forward	6
	Reverse	1
Maximum torque		1491 Nm
Optishift		ZF 8AP
Number of gears	Forward	8
	Reverse	1
Maximum torque		1200 Nm

## DRIVE AXLES

		2.1 m Cab		2.3 m Cab				
		4x2 rigid	4x4 rigid	4x2 rigid	4x2 rigid	6x2 rigid	6x4 rigid	
Solo drive axle	P08120							
	P11140							
	P11150							
	P1191							
	P13170							
	P1391							
	P1361							
		Solo drive axle						
		Without reduction				With reduction		
		P08120	P11140	P11150	P13170	P1191	P1391	P1361
Capacities	Axle torque	800 Nm	1050 Nm	1050 Nm	2600 Nm	1280 Nm	1200 Nm	3100 Nm
	Load per axle	8.5 t	11 t	11 t	13 t	11 t	13 t	13 t
	Max GCW	19 t	25 t	32,5 t	44 t	40 t	40 t	70 t

## RETARDERS

	Engine	Retarding power
Exhaust brake	DTI 5	80 kW
	DTI 8	120 kW
	DE11	170 kW
Optibrake	DTI 8	170 kW
	DE11	300 kW
Electric	DTI 5	370 kW
	DTI 5/DTI 8	480 kW
	DTI 8	620 kW
Hydraulic (Allison)	DTI 8/NGT 9	400 kW
Hydraulic (Voith)	DE11	450 kW

## POWER TAKEOFFS




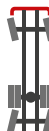
Wide range of electronically controlled Power Take Offs for greater reliability and safety:

➔ PTO on the Gearbox

➔ Engine rear PTO

# Chassis

## PROFILES

Tractor	4x2	4x4	6x2	6x2 / 6x4
Rigid				
Tractor				

## WHEELBASES

2.1 M CAB		3250	3350	3500	3800	4100	4400	4700	5000	5300	5600	5900	6200	6500	6800
Rigid	4x2	■		■	■	■	■	■	■	■	■	■	■	■	■
Rigid	4x4		■	■	■	■									
2.3 M CAB		3500	3700	3900	4100	4300	4500	4750	5000	5250	5500	5800	6100	6450	6800
Rigid	4x2	■	■	■	■	■	■	■	■	■	■	■	■	■	■
	6x2	■	■	■	■	■	■	■	■	■	■	■	■	■	
	6x2*4	■	■	■	■	■	■	■	■	■	■	■	■	■	
Tractor	4x2	■	■	■											
2.3 M CAB		3200	3500	3700	3850	3900	4100	4200	4300	4500	4750	5000	5250	5500	6800
Rigid	6x4	■	■		■			■		■		■		■	

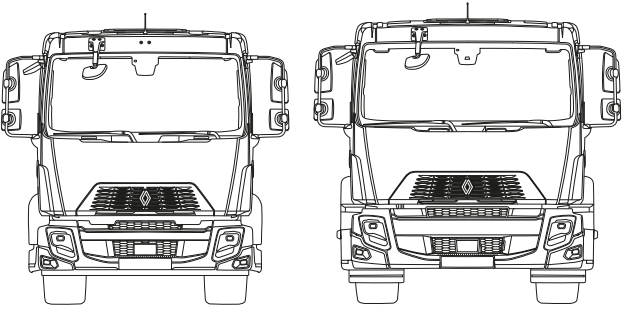
## SUSPENSION

Vehicles	7,5 / 10 / 12 t	12 t	13 / 14 / 15 / 16 t	13 / 14 / 15 / 16 t	18 / 19 / 26 t
Wheels	17.5"	19.5"	19.5"	22.5"	22.5"
Front suspension	Normal leaf spring – Reinforced leaf spring	Normal leaf spring – Reinforced leaf spring – Pneumatic*		Reinforced leaf spring	Normal leaf spring - Pneumatic
	80 x 2000 / 825				
Rear Suspension	Normal leaf spring – Reinforced leaf spring – Pneumatic			Reinforced leaf spring	Normal leaf spring - Pneumatic
	Lame normale et renforcée 80 x 1800 / 1000 - Lame pour déchets : 80 x 1396 / 1000				

Lame normale et renforcée 80 x 1800 / 1000 - Lame pour déchets : 80 x 1396 / 1000

\*With DTI 8 engine

# Cab



## CAB CONFIGURATIONS

Cab width		2100 mm		2300 mm	
Engine		DTI 5	DTI 8	DTI 8	DE11
Type of cab	Day Cab	■	■	■	■
	Day Cab + flat roof			■	■
	Global Cab	■	■	■	■
	Crew Cab	■	■		
	Night & Day Cab			■	■
	Sleeper Cab			■	■
	Night & Day Cab			■	■

## CAB SUSPENSION

### 2.1 m Cab

- 4 elastic buffers
- 2 elastic buffers in the front of the cab and mechanical springs in the rear

### 2.1 m Crew Cab

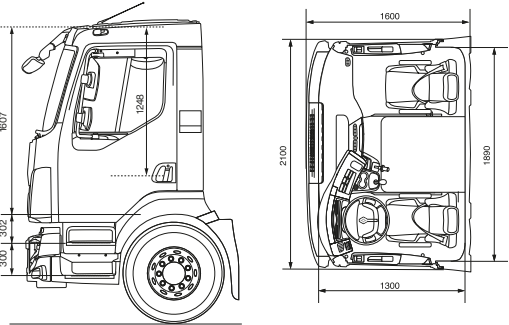
- 2 elastic buffers on the front of the cab
- 4 mechanical springs for the middle and rear of the cab

### 2.3 m Cab

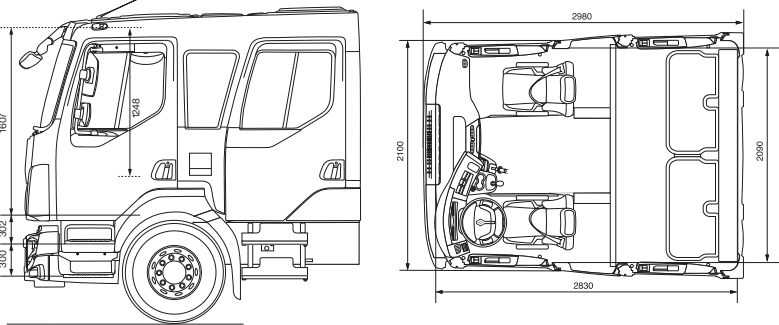
- 4 mechanical springs
- 4 air cushions

## D (CABINE 2,1 M)

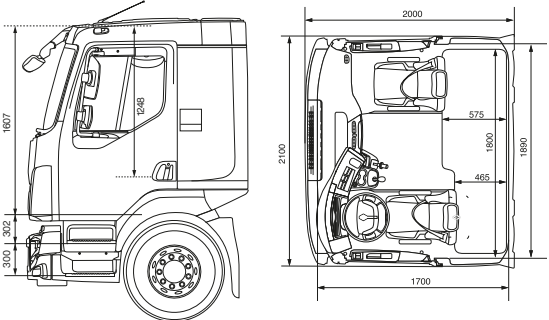
### DAY CAB



### CREW CAB



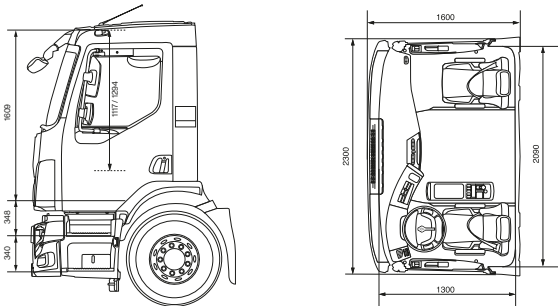
### GLOBAL CAB



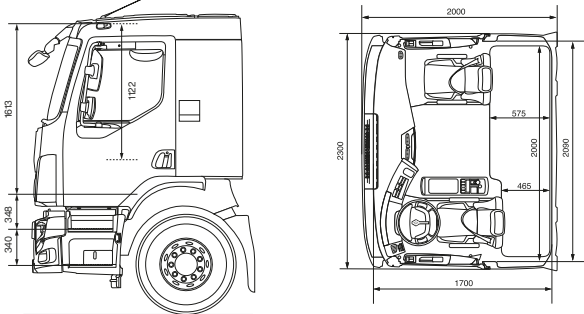


D WIDE (CABINE 2,3 M)

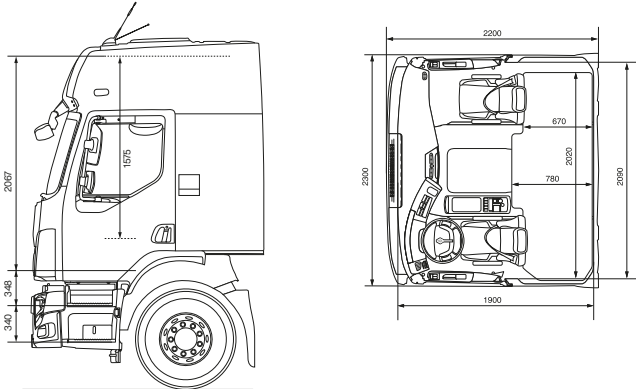
DAY CAB



GLOBAL CAB



SLEEPER CAB



# Brakes

All of the following systems are available as standard

## **EBS + ASR + ESC + AEBS**

### **EBS (Electronic Braking System)**

Maintains directional control of the vehicle while avoiding wheel lock, mainly during emergency braking.

### **Emergency braking assistance**

Braking distance optimisation during emergency stops.

### **Drag torque control**

Maintains the vehicle's pulling power on slippery surfaces when changing down (except 4x4).

### **Braking harmonisation**

Eliminates the feeling that the trailer is "pulling" or "pushing" during various stages of braking.

### **Braking warnings**

- used brake pad
- excessive brake temperature
- reduced braking performance

### **Brakes and retarders activated together**

Allows various braking systems to be combined: service brakes, Optibrake engine brake and other retarders.

### **Anti-rollover protection**

Allows forward tractor rollover to be prevented when braking without a trailer.

### **ASR (Accelerated Skid Control)**

The antiskid system maintains control of the vehicle on slippery surfaces.

### **ESC (Electronic Stability Control)**

- Directional stability: helps drivers maintain the rig's directional stability (particularly under difficult conditions such as rain, snow, in tight bends, etc.)
- Anti rollover control: this function prevents rollover in critical situations such as roundabouts, tight bends or emergency directional changes.

### **EBL (Emergency Braking Lights)**

Automatic rear stop light flashing to warn other vehicles of a dangerous situation.

### **Disc brake wear monitoring system**

preventive maintenance (warning 20% before brakes are completely worn).  
Brake pad wear equalised between axles to make maintenance easier.  
Preventive maintenance (warning 20% before brakes are completely worn).  
Brake pad wear equalised between axles to make maintenance easier.

### **AEBS (Automatic Emergency Braking System)**

Active from 15 kp/h to detect moving and stationary vehicles in front of the truck.

### **HSA (Hill Start Aid)\***

The service brakes are held for a few seconds after releasing the pedal to make hill starts easier. This function is activated and deactivated by a push button.

\*Available as an option.

# Customisation

Optimisation	Deflectors	Fixed roof deflector
		Adjustable roof deflectors
		Side deflectors
Safety	Sun visors	Translucent sun visor
		Brown smoke tinted sun visor
	Antitheft	Fuel antitheft device
	Birdview 360°	A 4 cameras system with a 7" LCD screen
	Birdview front area (270°)	A 3 cameras system with a 7" LCD screen
	Airbag	Available on D 4x2
	Discs	Metal aluminum speed limiter disk
Life on board		Adhesive speed limiter disc
	Revolving flashing light	Twin orange revolving flashing lights
		Twin blue revolving flashing lights
	On board kitchen	24V kettle
		25 L universal water fountain
	Blowers	Air blower
		Blower connection kit
Personalisation	Over carpet	Rubber mat set (1 driver, 1 passenger)
		Polypropylene mat set (1 driver, 1 passenger)
	Radios	DAB radio
	Independent heating	Independent heating kit with programming clock
	Hubcaps	22.5" stainless steel front wheel hubcap
Personalisation		22.5" stainless steel rear wheel hubcap
	Nuts	Wheel nut cover
		Universal cover for driver's or passenger's seat - choice of 4 materials
Personalisation	Seat covers	Made-to-measure cover for driver, passenger, front seat or tandem passenger seat - choice of 3 materials





# Packs

## PACK COMFORT VARIANTS (D)

### D 2.1 - RTF

		CABS		
		Day	Global	Crew
1EL03	Leather steering wheel	■	■	■
57584	Driver's Comfort seat with side restraint	■	■	■
80905	12 V + 24 V dashboard sockets	■	■	■
88811	Overhead storage compartments with doors	■	■	■
1FF02	Storage compartment on engine tunnel	■	-	-
1FF03	Storage compartment on engine tunnel + drawer	-	■	-

### D 2.1 - RTE, RTI

		CABS		
		Day	Global	Crew
1EL03	Leather steering wheel	■	■	■
57584	Driver's Comfort seat with side restraint	■	■	■
80905	12 V + 24 V dashboard sockets	■	■	■
88811	Overhead storage compartments with doors	■	■	■

## PACK COMFORT VARIANTS (D WIDE, C 2.3)

### D WIDE/C 2.3 - RTF

		CABS			
		Day	Global	Night	Sleeper
1EL03	Leather steering wheel	■	■	■	■
57584	Driver's Comfort seat with side restraint	■	■	■	■
6DR02	24 V socket in front storage compartment	-	-	-	■
80905	12 V + 24 V dashboard sockets	■	■	■	■
88811	Overhead storage compartments with doors	-	■	■	■
1FF02	Storage compartment on engine tunnel	■	-	-	-
1FF07	Rear storage compartment on engine tunnel	-	■	-	-

### D WIDE/C 2.3 - RTE, RTI

		CABS			
		Day	Global	Night	Sleeper
1EL03	Leather steering wheel	■	■	■	■
57584	Driver's Comfort seat with side restraint	■	■	■	■
6DR02	24 V socket in front storage compartment	-	-	-	■
80905	12 V + 24 V dashboard sockets	■	■	■	■
88811	Overhead storage compartments with doors	-	■	■	■

## PACKS SAFETY VARIANTS (D, D WIDE, C 2.3)

### D 2.1 / D WIDE / C 2.3 - RTF

		CAB		
		Day	Global	Crew
18805	EBS + ASR + HSA + ESC	■	■	■
64102	Reversing buzzer	■	■	■
74502	Fog lights	■	■	■
77202	2 kg fire extinguisher	■	■	■
91702	1 wheel chock	■	■	■

### D 2.1 / D WIDE / C 2.3 - RTE, RTI

		CABS		
		Day	Global	Crew
18805	EBS + ASR + HSA + ESC	■	■	■
64102	Reversing buzzer	■	■	■
74502	Fog lights	■	■	■
10Z02	Reflective vest	■	■	■
91702	1 wheel chock	■	■	■



09/2024

Dimensions and specifications are provided for guidance only.  
The manufacturer reserves the right to change them without prior notice.  
Renault Trucks SAS with a capital of €50,000,000 - 954 506 077 RCS Lyon  
Non contractual photos



**RENAULT  
TRUCKS**

[renault-trucks.com](https://renault-trucks.com)